



Particulars	UACS CODE	Appropriation			Allotments						Current Year Obligations				Current Year Disbursements				Balances					
		Authorized Appropriation	Adjustments (Transfer (To)/From, Realignment)	Adjusted Appropriations	Allotments Received	Adjustments (Withdrawal, Realignment)	Transfer To	Transfer From	Adjusted Total Allotments	1st Quarter Ending March 31	2nd Quarter Ending June 30	3rd Quarter Ending Sept. 30	4th Quarter Ending Dec. 31	Total	1st Quarter Ending March 31	2nd Quarter Ending June 30	3rd Quarter Ending Sept. 30	4th Quarter Ending Dec. 31	Total	Unreleased Appropriations	Unobligated Allotment	Unpaid Obligations (15-20) = (23+24)		
																						Due and Demandable	Not Yet Due and Demandable	
1	2	3	4	5=(3+4)	6	7	8	9	10=(8+9)	11	12	13	14	15=(11+12+13+14)	16	17	18	19	20=(16+17+18+19)	21=(5-10)	22=(10-15)	23	24	
Retirement and Life Insurance Premiums	01104102	1,949,000.00		1,949,000.00	1,949,000.00				1,949,000.00	718,660.20				718,660.20	718,660.20				718,660.20					
Personal Services		1,949,000.00		1,949,000.00	1,949,000.00				1,949,000.00	718,660.20				718,660.20	718,660.20				718,660.20					
Personnel Benefit Contributions	5010300000	1,949,000.00		1,949,000.00	1,949,000.00				1,949,000.00	718,660.20				718,660.20	718,660.20				718,660.20					
Retirement and Life Insurance Premiums	5010301000	1,949,000.00		1,949,000.00	1,949,000.00				1,949,000.00	718,660.20				718,660.20	718,660.20				718,660.20					
Retirement and Life Insurance Premiums	5010301000	1,949,000.00		1,949,000.00	1,949,000.00				1,949,000.00	718,660.20				718,660.20	718,660.20				718,660.20					
GRAND TOTAL																								
Grand Total		151,919,000.00	29,053,000.00	180,972,000.00	144,522,000.00	18,225,000.00			162,747,000.00	46,767,620.47				46,767,620.47	20,561,954.12				20,561,954.12	18,225,000.00	115,959,379.53		26,225,666.35	

Certified Correct: 
ARCELITA A. ANDAYA
 Agency Budget Officer

Certified Correct: 
ALFREDO L. BOLENG
 Agency Chief Accountant

Recommended By: _____
 Director, FMS

Approved By: **DIR. ISIDRO M. VELAYO, JR., MDM**
 Head of Agency or Authorized Representative

Date:

Date:

Date:

Date:

Particulars	UACS CODE	Appropriation			Allotments					Current Year Obligations					Current Year Disbursements					Balances						
		Authorized Appropriation	Adjustments (Transfer To/From, Realignment)	Adjusted Appropriations	Allotments Received	Adjustments (Withdrawal, Realignment)	Transfer To	Transfer From	Adjusted Total Allotments	1st Quarter Ending March 31	2nd Quarter Ending June 30	3rd Quarter Ending Sept. 30	4th Quarter Ending Dec. 31	Total	1st Quarter Ending March 31	2nd Quarter Ending June 30	3rd Quarter Ending Sept. 30	4th Quarter Ending Dec. 31	Total	Unreleased Appropriations	Unobligated Allotment	Unpaid Obligations (15-20) = (23+24)				
																						Due and Demandable	Not Yet Due and Demandable			
1	2	3	4	5=(3+4)	6	7	8	9	10=(7+8+9)	11	12	13	14	15=(11+12+13+14)	16	17	18	19	20=(16+17+18+19)	21=(5-18)	22=(10-15)	23	24			
Watercrafts	5060406004	500,000.00	500,000.00	1,000,000.00	1,000,000.00				1,000,000.00				830,517.20	830,517.20												
Furniture, Fixtures and Books Outlay	5060407000	1,200,000.00		1,200,000.00	1,200,000.00				1,200,000.00		1,026,060.00		173,940.00	1,200,000.00											1,200,000.00	
Furniture and Fixtures	5060407001	1,200,000.00		1,200,000.00	1,200,000.00				1,200,000.00		1,026,060.00		173,940.00	1,200,000.00											1,200,000.00	
II. Automatic Appropriations																										
Retirement and Life Insurance Premiums	01104102	1,949,000.00	796,000.00	2,745,000.00	2,745,000.00				2,745,000.00	718,660.20	677,974.98	672,681.32	675,673.50	2,745,000.00	718,660.20	677,974.98	672,681.32	450,554.88	2,519,881.38							225,118.62
Personnel Services		1,949,000.00	796,000.00	2,745,000.00	2,745,000.00				2,745,000.00	718,660.20	677,974.98	672,681.32	675,673.50	2,745,000.00	718,660.20	677,974.98	672,681.32	450,554.88	2,519,881.38							225,118.62
Personnel Benefit Contributions	5010300000	1,949,000.00	796,000.00	2,745,000.00	2,745,000.00				2,745,000.00	718,660.20	677,974.98	672,681.32	675,673.50	2,745,000.00	718,660.20	677,974.98	672,681.32	450,554.88	2,519,881.38							225,118.62
Retirement and Life Insurance Premiums	5010301000	1,949,000.00	796,000.00	2,745,000.00	2,745,000.00				2,745,000.00	718,660.20	677,974.98	672,681.32	675,673.50	2,745,000.00	718,660.20	677,974.98	672,681.32	450,554.88	2,519,881.38							225,118.62
Retirement and Life Insurance Premiums	5010301000	1,949,000.00	796,000.00	2,745,000.00	2,745,000.00				2,745,000.00	718,660.20	677,974.98	672,681.32	675,673.50	2,745,000.00	718,660.20	677,974.98	672,681.32	450,554.88	2,519,881.38							225,118.62
III. Special Purpose Fund																										
Pension and Gratuity Fund	01101407		2,515,616.00	2,515,616.00	2,515,616.00				2,515,616.00		479,730.38	560,277.00	1,475,608.62	2,515,616.00		479,730.38	560,277.00	1,475,607.71	2,515,615.09							.91
Personnel Services			2,515,616.00	2,515,616.00	2,515,616.00				2,515,616.00		479,730.38	560,277.00	1,475,608.62	2,515,616.00		479,730.38	560,277.00	1,475,607.71	2,515,615.09							.91
Other Personnel Benefits	5010400000		2,515,616.00	2,515,616.00	2,515,616.00				2,515,616.00		479,730.38	560,277.00	1,475,608.62	2,515,616.00		479,730.38	560,277.00	1,475,607.71	2,515,615.09							.91
Terminal Leave Benefits	5010403000		2,515,616.00	2,515,616.00	2,515,616.00				2,515,616.00		479,730.38	560,277.00	1,475,608.62	2,515,616.00		479,730.38	560,277.00	1,475,607.71	2,515,615.09							.91
Terminal Leave Benefits - Civilian	5010403001		2,515,616.00	2,515,616.00	2,515,616.00				2,515,616.00		479,730.38	560,277.00	1,475,608.62	2,515,616.00		479,730.38	560,277.00	1,475,607.71	2,515,615.09							.91
GRAND TOTAL																										
Grand Total		151,919,000.00	37,911,416.00	188,830,416.00	177,676,120.76				189,830,416.00	46,690,620.47	51,629,473.03	29,533,217.45	61,697,498.71	189,550,809.66	42,667,522.26	37,739,209.90	32,142,375.85	36,684,876.99	151,234,087.00		279,806.34					38,316,722.66

Certified Correct:



Andaya, Arcelita

Agency Budget Officer

Date: 14/Jan/2019

Certified Correct:



Boleng, Alfredo L.

Agency Chief Accountant

Date:

Recommended By:




Abdula, Abubakar A.

OIC-FAD

Date: 14/Jan/2019

Approved By:



Velayo, Isidro Jr. M.

Regional Director

Date: 14/Jan/2019

SUMMARY OF APPROPRIATIONS, ALLOTMENTS, OBLIGATIONS AND BALANCES BY OBJECT OF EXPENDITURES
As of the Quarter Ending June 30, 2018

Department: Department of Agriculture (DA)
Agency: Bureau of Fisheries and Aquatic Resources
Operating Unit: Regional Office - IX
Organization Code (UACS): 050030300009
Fund Cluster: 01 - Regular Agency Fund



Authorization: 01 - Current Year Appropriations
Report Status: SUBMITTED

Table with columns: Particulars, UACS CODE, Appropriation, Allotments, Current Year Obligations, Current Year Disbursements, Balances. Rows include Agency Specific Budget, Personnel Services, Salaries and Wages, and various other expenses.

Particulars	UACS CODE	Appropriation		Allotments					Current Year Obligations				Current Year Disbursements				Balances							
		Authorized Appropriation	Adjustments (Transfer To)/From Realignment	Adjusted Appropriations	Allotments Received	Adjustments (Withdrawal, Realignment)	Transfer To	Transfer From	Adjusted Total Allotments	1st Quarter Ending March 31	2nd Quarter Ending June 30	3rd Quarter Ending Sept. 30	4th Quarter Ending Dec. 31	Total	1st Quarter Ending March 31	2nd Quarter Ending June 30	3rd Quarter Ending Sept. 30	4th Quarter Ending Dec. 31	Total	Unreleased Appropriations	Unobligated Allotment	Unpaid Obligations (15-20) = (23+24)		
1	2	3	4	5=(3+4)	6	7	8	9	10=-(6+7)+8+9	11	12	13	14	15= (11+12+13+14)	16	17	18	19	20= (16+17+18+19)	21=(5-10)	22=(10-15)	23	24	
Transportation Equipment Outlay	5060406009	3,360,000.00		3,360,000.00	3,360,000.00				3,360,000.00															3,360,000.00
Motor Vehicles	5060406001	2,860,000.00		2,860,000.00	2,860,000.00				2,860,000.00															2,860,000.00
Watercrafts	5060406004	500,000.00		500,000.00	500,000.00				500,000.00															500,000.00
Furniture, Fixtures and Books Outlay	5060407000	1,200,000.00		1,200,000.00	1,200,000.00				1,200,000.00		1,172,460.00			1,172,460.00										27,540.00
Furniture and Fixtures	5060407001	1,200,000.00		1,200,000.00	1,200,000.00				1,200,000.00		1,172,460.00			1,172,460.00										27,540.00
II. Automatic Appropriations																								
Retirement and Life Insurance Premiums	01104102	1,949,000.00		1,949,000.00	1,949,000.00				1,949,000.00	718,860.20	677,974.98			1,396,835.18	718,860.20	451,368.78			1,170,228.98					552,364.82
Personnel Services		1,949,000.00		1,949,000.00	1,949,000.00				1,949,000.00	718,860.20	677,974.98			1,396,835.18	718,860.20	451,368.78			1,170,228.98					552,364.82
Personnel Benefit Contributions	5010300000	1,949,000.00		1,949,000.00	1,949,000.00				1,949,000.00	718,860.20	677,974.98			1,396,835.18	718,860.20	451,368.78			1,170,228.98					552,364.82
Retirement and Life Insurance Premiums	5010301000	1,949,000.00		1,949,000.00	1,949,000.00				1,949,000.00	718,860.20	677,974.98			1,396,835.18	718,860.20	451,368.78			1,170,228.98					552,364.82
Retirement and Life Insurance Premiums	5010301000	1,949,000.00		1,949,000.00	1,949,000.00				1,949,000.00	718,860.20	677,974.98			1,396,835.18	718,860.20	451,368.78			1,170,228.98					552,364.82
III. Special Purpose Fund																								
Pension and Gratuity Fund	01101407		479,731.00	479,731.00	479,731.00				479,731.00		479,730.38			479,730.38		479,730.38			479,730.38					.62
Personnel Services			479,731.00	479,731.00	479,731.00				479,731.00		479,730.38			479,730.38		479,730.38			479,730.38					.62
Other Personnel Benefits	5010400000		479,731.00	479,731.00	479,731.00				479,731.00		479,730.38			479,730.38		479,730.38			479,730.38					.62
Terminal Leave Benefits	5010403000		479,731.00	479,731.00	479,731.00				479,731.00		479,730.38			479,730.38		479,730.38			479,730.38					.62
Terminal Leave Benefits - Civilian	5010403001		479,731.00	479,731.00	479,731.00				479,731.00		479,730.38			479,730.38		479,730.38			479,730.38					.62
GRAND TOTAL																								
Grand Total		151,919,000.00	40,927,731.00	191,946,731.00	144,414,731.00	18,992,000.00			163,406,731.00	46,787,620.47	51,859,893.24			98,647,513.71	20,561,954.12	23,636,266.38			44,198,220.50	28,540,000.00	64,759,217.29		54,449,293.21	

Certified Correct:

Andaya, Arcelita
Agency Budget Officer

Date: 09/Jul/2018

Certified Correct:

Alfredo L. Belong
Agency Chief Accountant

Date:

Recommended By:

Dr. Abubakar A. Abdula, RFT
OIC-FAD

Date: 09/Jul/2018

Approved By:

Isidro M. Velayo, Jr., MDN
Head of Agency or Authorized Representative

Date: 09/Jul/2018

This report was generated using the Unified Reporting System on 11/07/2018 11:36

SUMMARY OF APPROPRIATIONS, ALLOTMENTS, OBLIGATIONS AND BALANCES BY OBJECT OF EXPENDITURES
As of the Quarter Ending September 30, 2018


Department: Department of Agriculture (DA)
Agency: Bureau of Fisheries and Aquatic Resources
Operating Unit: Regional Office - IX
Organization Code (UACS): 050030300009
Fund Cluster: 01 -Regular Agency Fund

Authorization: 01 - Current Year Appropriations
Report Status: SUBMITTED

Table with columns: Particulars, UACS CODE, Appropriation, Allotments, Current Year Obligations, Current Year Disbursements, Balances. Rows include Agency Specific Budget, Personnel Services, Salaries and Wages, and various allowances.


Particulars	UACS CODE	Appropriation			Allotments					Current Year Obligations				Current Year Disbursements				Balances																											
		Authorized Appropriation	Adjustments (Transfer (To)/From, Realignment)	Adjusted Appropriations	Allotments Received	Adjustments (Withdrawal, Realignment)	Transfer To	Transfer From	Adjusted Total Allotments	1st Quarter Ending March 31	2nd Quarter Ending June 30	3rd Quarter Ending Sept. 30	4th Quarter Ending Dec. 31	Total	1st Quarter Ending March 31	2nd Quarter Ending June 30	3rd Quarter Ending Sept. 30	4th Quarter Ending Dec. 31	Total	Unreleased Appropriations	Unobligated Allotment	Unpaid Obligations (15-20) = (23+24)																							
																						Due and Demandable	Not Yet Due and Demandable																						
1	2	3	4	5=(3+4)	6	7	8	9	10=[(6+(-7)-8)+9]	11	12	13	14	15=(11+12+13+14)	16	17	18	19	20=(16+17+18+19)	21=(5-10)	22=(10-15)	23	24																						
II. Automatic Appropriations																																													
Retirement and Life Insurance Premiums	01104102	1,949,000.00	121,000.00	2,070,000.00	2,070,000.00				2,070,000.00	718,660.20	677,974.98	672,691.32		2,069,326.50	718,660.20	677,974.98	672,691.32		2,069,326.50					673.50																					
Personnel Services		1,949,000.00	121,000.00	2,070,000.00	2,070,000.00				2,070,000.00	718,660.20	677,974.98	672,691.32		2,069,326.50	718,660.20	677,974.98	672,691.32		2,069,326.50					673.50																					
Personnel Benefit Contributions	5010300000	1,949,000.00	121,000.00	2,070,000.00	2,070,000.00				2,070,000.00	718,660.20	677,974.98	672,691.32		2,069,326.50	718,660.20	677,974.98	672,691.32		2,069,326.50					673.50																					
Retirement and Life Insurance Premiums	5010301000	1,949,000.00	121,000.00	2,070,000.00	2,070,000.00				2,070,000.00	718,660.20	677,974.98	672,691.32		2,069,326.50	718,660.20	677,974.98	672,691.32		2,069,326.50					673.50																					
Retirement and Life Insurance Premiums	5010301000	1,949,000.00	121,000.00	2,070,000.00	2,070,000.00				2,070,000.00	718,660.20	677,974.98	672,691.32		2,069,326.50	718,660.20	677,974.98	672,691.32		2,069,326.50					673.50																					
III. Special Purpose Fund																																													
Pension and Gratuity Fund	01101407		1,042,508.00	1,042,508.00	1,042,508.00				1,042,508.00		479,730.38	537,957.03		1,017,687.41		479,730.38	537,957.03		1,017,687.41					24,820.59																					
Personnel Services			1,042,508.00	1,042,508.00	1,042,508.00				1,042,508.00		479,730.38	537,957.03		1,017,687.41		479,730.38	537,957.03		1,017,687.41					24,820.59																					
Other Personnel Benefits	5010400000		1,042,508.00	1,042,508.00	1,042,508.00				1,042,508.00		479,730.38	537,957.03		1,017,687.41		479,730.38	537,957.03		1,017,687.41					24,820.59																					
Terminal Leave Benefits	5010403000		1,042,508.00	1,042,508.00	1,042,508.00				1,042,508.00		479,730.38	537,957.03		1,017,687.41		479,730.38	537,957.03		1,017,687.41					24,820.59																					
Terminal Leave Benefits - Civilian	5010403001		1,042,508.00	1,042,508.00	1,042,508.00				1,042,508.00		479,730.38	537,957.03		1,017,687.41		479,730.38	537,957.03		1,017,687.41					24,820.59																					
GRAND TOTAL																																													
Grand Total		151,919,000.00	32,599,508.00	184,518,508.00	166,768,508.00	6,906,000.00			173,674,508.00	46,777,620.47	51,775,873.03	33,410,411.63		131,963,905.13	42,754,622.26	36,642,797.30	23,832,252.73		103,229,672.29	10,844,000.00	41,710,602.87			28,734,232.84																					

Certified Correct:


 ANDAYA, ARCELITA A.
 Agency Budget Officer


Date: 10/Oct/2018

Certified Correct:


 BOLENG, ALFREDO L.
 Agency Chief Accountant


Date:

Recommended By:


 ABDULA, ABUBAKAR A.
 Chief, FAD

Date: 10/Oct/2018

Approved By:


 VELAYO, ISIDRO JR. M.
 Regional Director

Date: 10/Oct/2018

This report was generated using the Unified Reporting System on 10/10/2018 16:36

